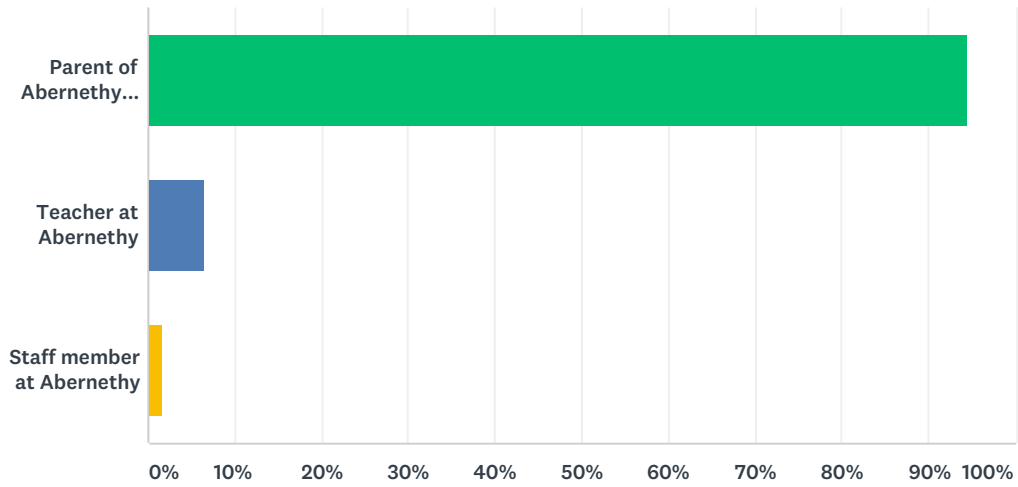


Q1 Role at Abernethy: please check all that apply

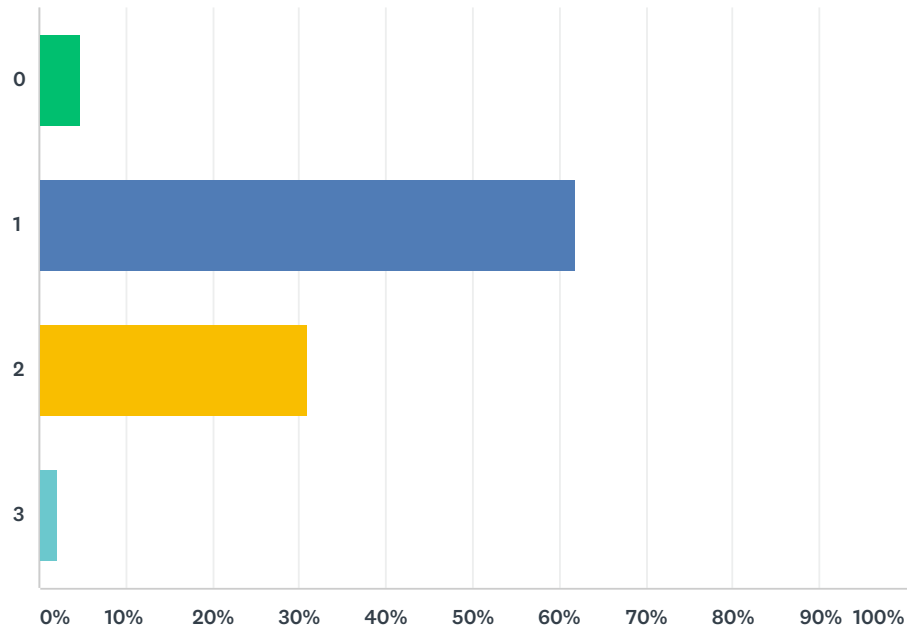
Answered: 185 Skipped: 0



ANSWER CHOICES	RESPONSES	
Parent of Abernethy Student	94.59%	175
Teacher at Abernethy	6.49%	12
Staff member at Abernethy	1.62%	3
Total Respondents: 185		

Q2 How many children do you currently have at Abernethy?

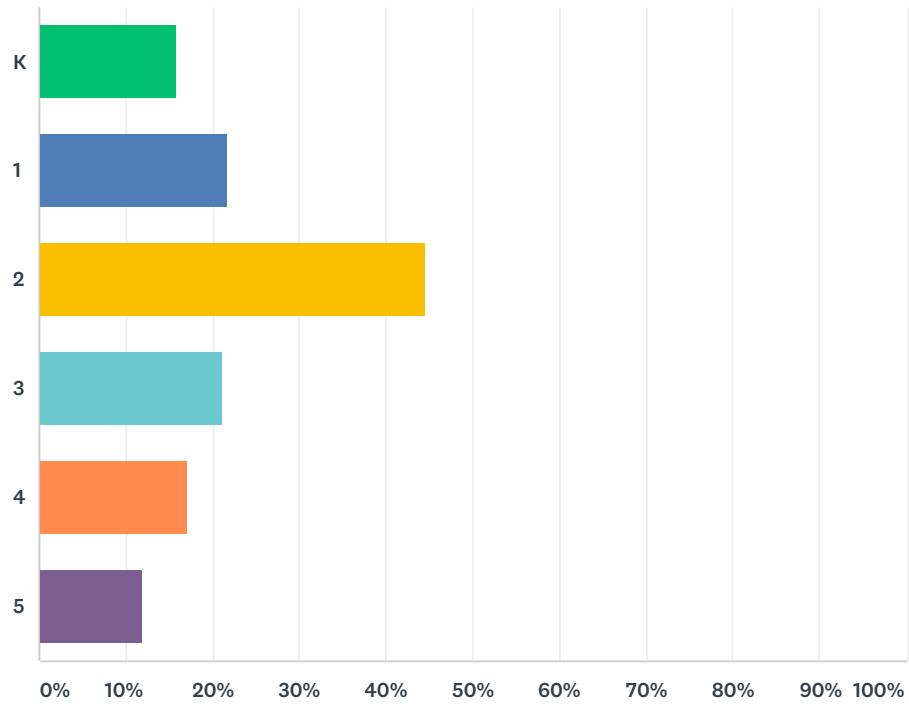
Answered: 184 Skipped: 1



ANSWER CHOICES	RESPONSES	
0	4.89%	9
1	61.96%	114
2	30.98%	57
3	2.17%	4
TOTAL		184

Q3 What grade(s) is your child(ren) in? (mark all that apply)

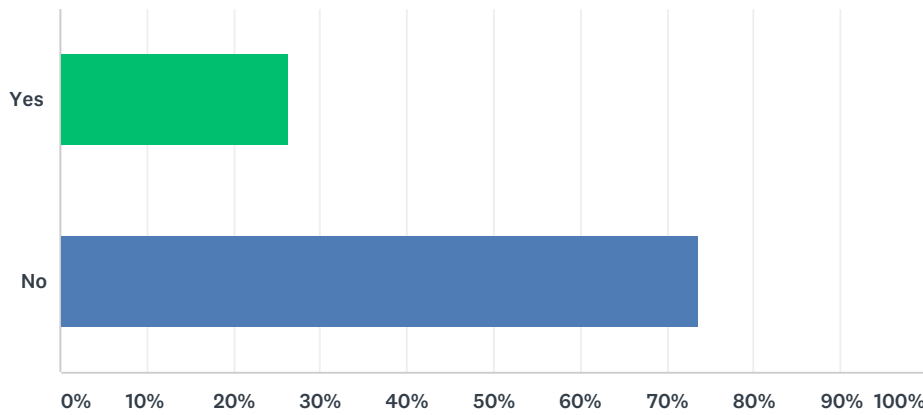
Answered: 175 Skipped: 10



ANSWER CHOICES	RESPONSES	
K	16.00%	28
1	21.71%	38
2	44.57%	78
3	21.14%	37
4	17.14%	30
5	12.00%	21
Total Respondents: 175		

Q4 Do you have younger children who may someday enroll at Abernethy?

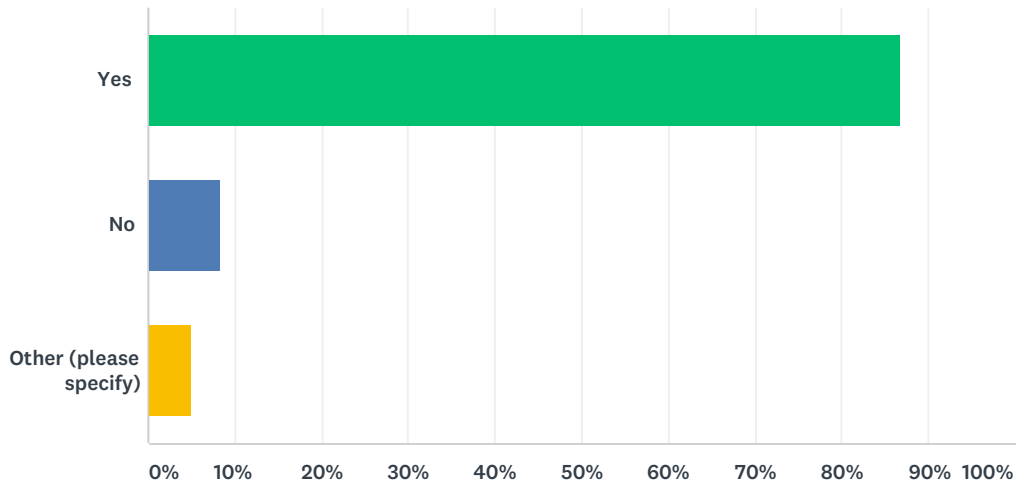
Answered: 179 Skipped: 6



ANSWER CHOICES	RESPONSES	
Yes	26.26%	47
No	73.74%	132
TOTAL		179

Q5 Given the staffing information shared above, do you feel you have an adequate understanding of how these supports impact your child and the importance of these factors in your child's classroom?

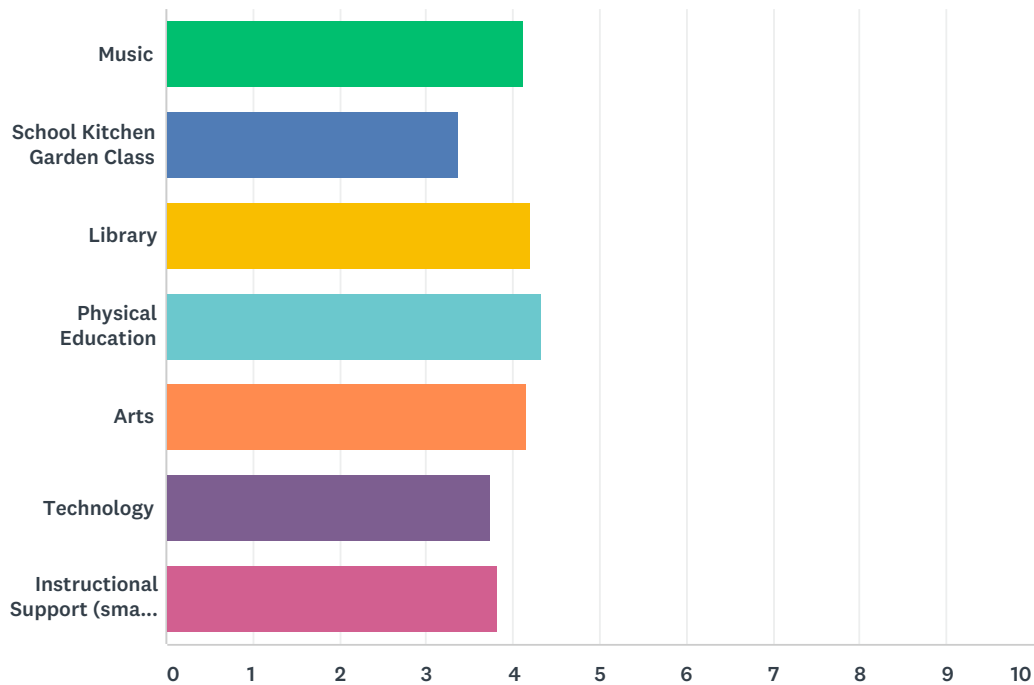
Answered: 181 Skipped: 4



ANSWER CHOICES	RESPONSES	
Yes	86.74%	157
No	8.29%	15
Other (please specify)	4.97%	9
TOTAL		181

Q6 How important are the following programs to your child's development?(Rate 1 to 5, with 5 being the most important)

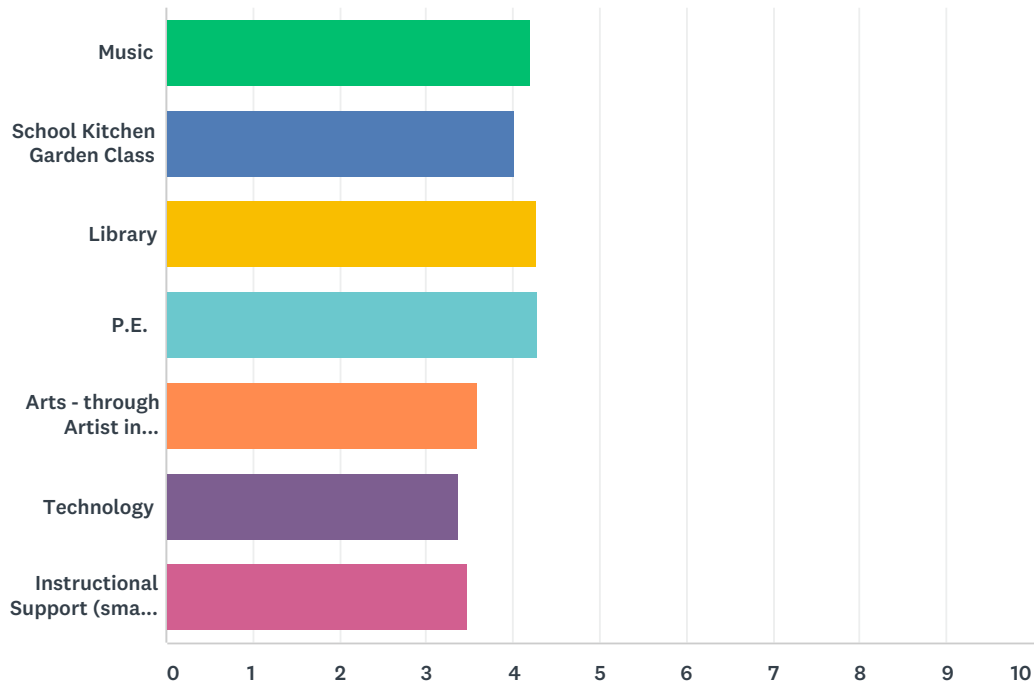
Answered: 184 Skipped: 1



	1	2	3	4	5	TOTAL	WEIGHTED AVERAGE
Music	2.21% 4	3.87% 7	18.78% 34	29.83% 54	45.30% 82	181	4.12
School Kitchen Garden Class	11.05% 20	13.81% 25	23.20% 42	32.04% 58	19.89% 36	181	3.36
Library	2.21% 4	3.31% 6	12.15% 22	37.02% 67	45.30% 82	181	4.20
Physical Education	2.76% 5	1.66% 3	10.50% 19	29.83% 54	55.25% 100	181	4.33
Arts	0.56% 1	3.89% 7	15.56% 28	38.33% 69	41.67% 75	180	4.17
Technology	6.11% 11	10.56% 19	21.11% 38	27.22% 49	35.00% 63	180	3.74
Instructional Support (small group Literacy support)	12.15% 22	6.08% 11	14.92% 27	19.89% 36	46.96% 85	181	3.83

Q7 How satisfied are you that Abernethy is providing your child(ren) with the following programs?(1 being not satisfied & 5 being completely satisfied)

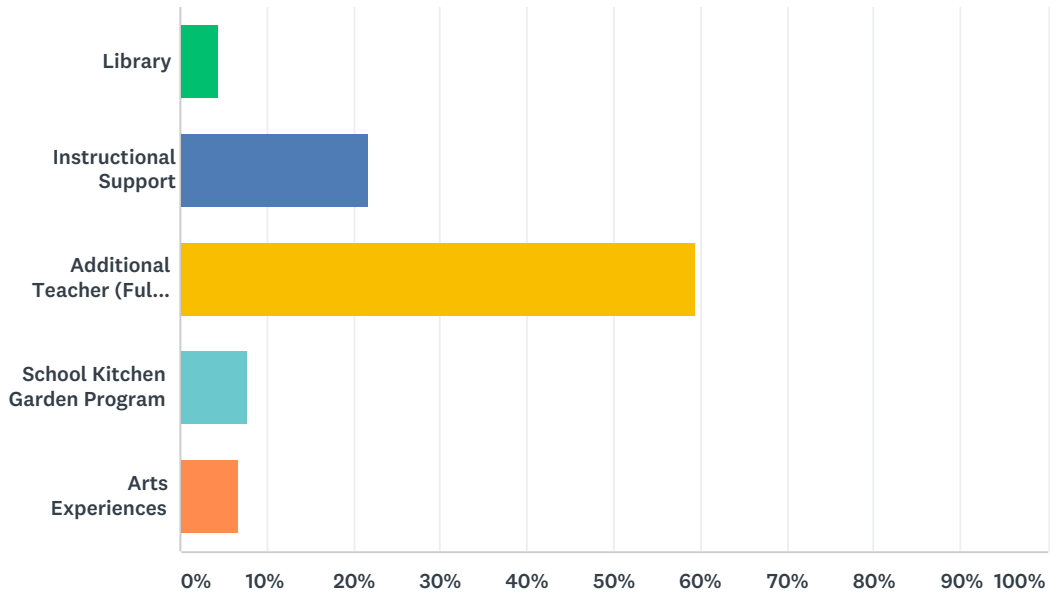
Answered: 180 Skipped: 5



	NOT SATISFIED	SOMEWHAT SATISFIED	MOSTLY SATISFIED	SATISFIED	COMPLETELY SATISFIED	TOTAL	WEIGHTED AVERAGE
Music	1.11% 2	4.44% 8	9.44% 17	43.33% 78	41.67% 75	180	4.20
School Kitchen Garden Class	3.33% 6	8.33% 15	7.22% 13	45.56% 82	35.56% 64	180	4.02
Library	0.56% 1	2.78% 5	8.89% 16	44.44% 80	43.33% 78	180	4.27
P.E.	1.12% 2	2.81% 5	9.55% 17	39.89% 71	46.63% 83	178	4.28
Arts - through Artist in Residence	2.79% 5	15.64% 28	20.11% 36	41.90% 75	19.55% 35	179	3.60
Technology	6.40% 11	19.19% 33	21.51% 37	37.21% 64	15.70% 27	172	3.37
Instructional Support (small group literacy support)	6.63% 11	19.28% 32	15.06% 25	37.95% 63	21.08% 35	166	3.48

Q8 If you could only allocate discretionary funds to only one of the following, what would it be:

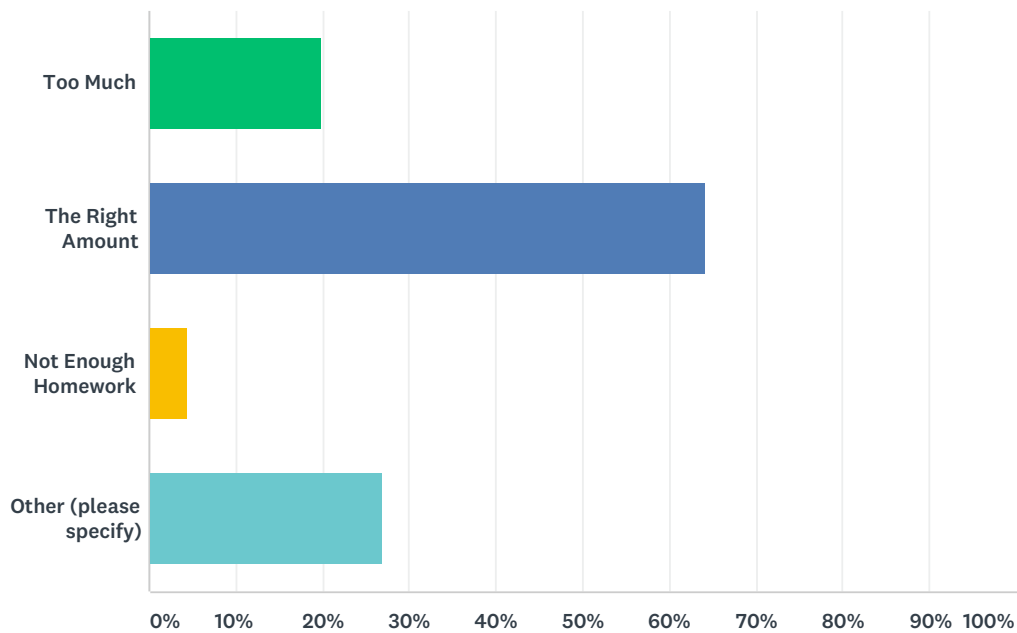
Answered: 180 Skipped: 5



ANSWER CHOICES	RESPONSES	
Library	4.44%	8
Instructional Support	21.67%	39
Additional Teacher (Full Time Employee)	59.44%	107
School Kitchen Garden Program	7.78%	14
Arts Experiences	6.67%	12
TOTAL		180

Q9 Homework:We are looking at the topic of homework as a community. We would like to gather some information from our community as a whole. Many grade levels have made recent shifts in homework. Please base your answers on your current situation. You are welcome to comment on past experiences in the other section. If you have more than one child and need to clarify multiple answers please comment in the other box.9. How do you feel about the amount of homework provided from school?

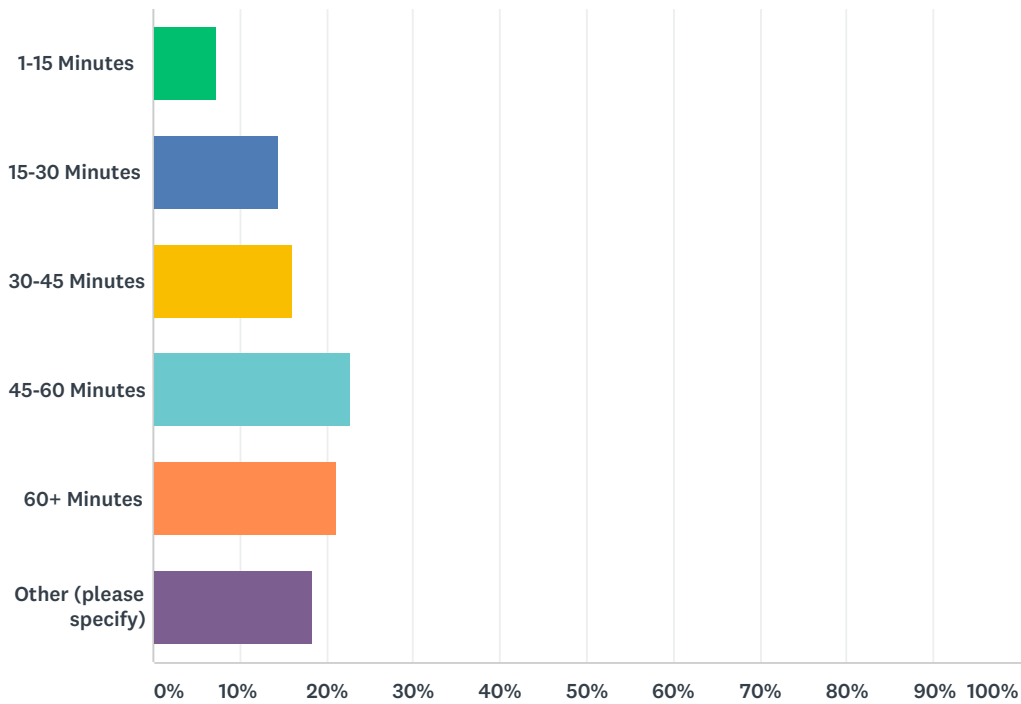
Answered: 182 Skipped: 3



ANSWER CHOICES	RESPONSES	
Too Much	19.78%	36
The Right Amount	64.29%	117
Not Enough Homework	4.40%	8
Other (please specify)	26.92%	49
Total Respondents: 182		

Q10 On average, how much time does your student spend on homework in a week? (not including reading)

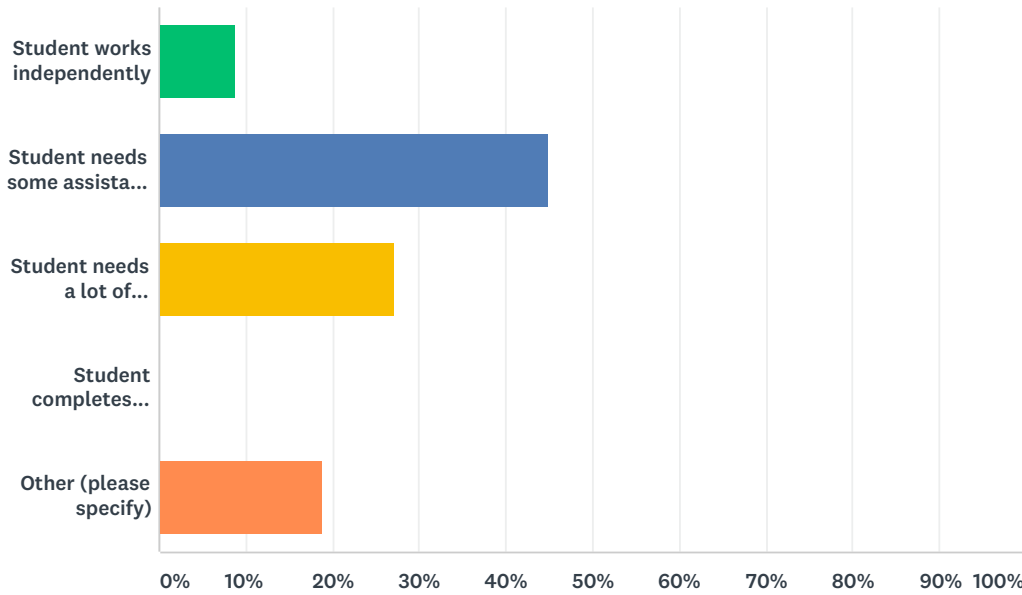
Answered: 180 Skipped: 5



ANSWER CHOICES	RESPONSES	
1-15 Minutes	7.22%	13
15-30 Minutes	14.44%	26
30-45 Minutes	16.11%	29
45-60 Minutes	22.78%	41
60+ Minutes	21.11%	38
Other (please specify)	18.33%	33
TOTAL		180

Q11 How is homework completed at home?

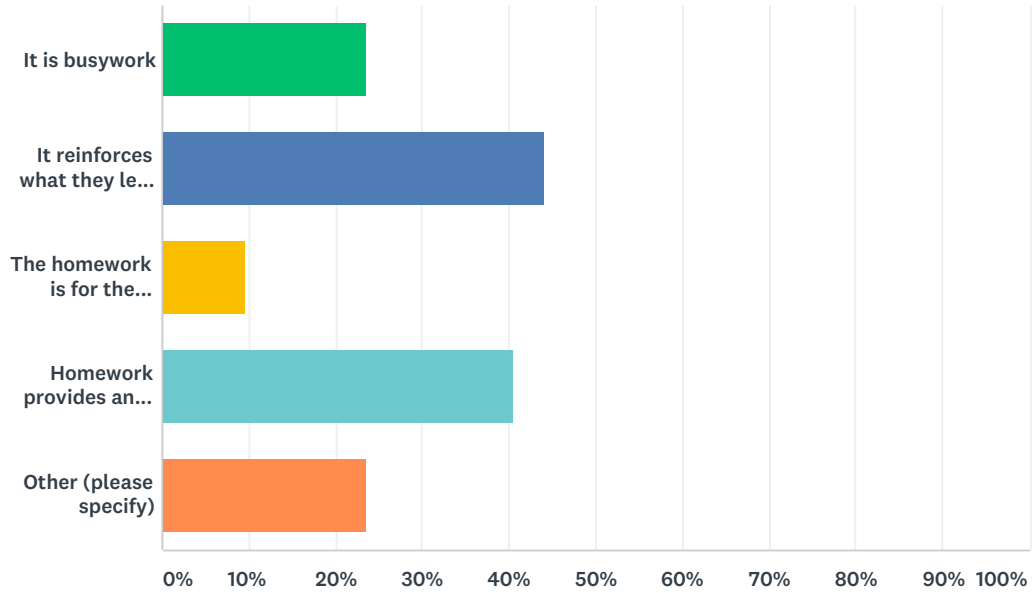
Answered: 180 Skipped: 5



ANSWER CHOICES	RESPONSES	
Student works independently	8.89%	16
Student needs some assistance from parent or caregiver	45.00%	81
Student needs a lot of assistance from parent or caregiver	27.22%	49
Student completes homework at daycare	0.00%	0
Other (please specify)	18.89%	34
TOTAL		180

Q12 How do you perceive the homework that is assigned:

Answered: 177 Skipped: 8



ANSWER CHOICES	RESPONSES	
It is busywork	23.73%	42
It reinforces what they learn in class	44.07%	78
The homework is for the parents more than for the students	9.60%	17
Homework provides an opportunity for me to connect with my child and discuss what they are learning at school	40.68%	72
Other (please specify)	23.73%	42
Total Respondents: 177		

Q13 What is valuable about homework?

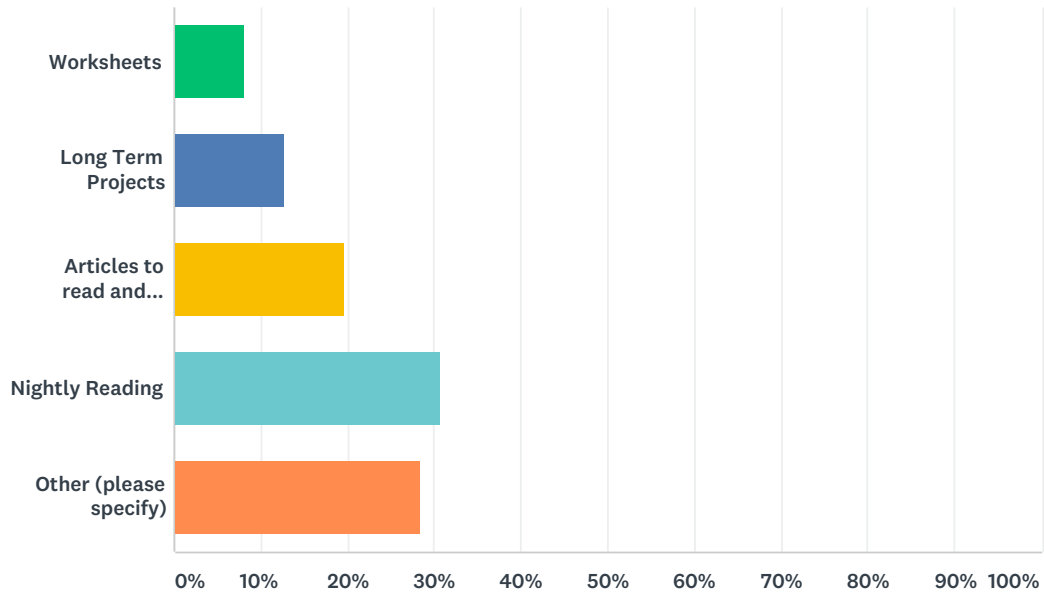
Answered: 138 Skipped: 47

Q14 In what ways might homework be improved?

Answered: 99 Skipped: 86

Q15 What type of homework do you feel is most helpful for your child?

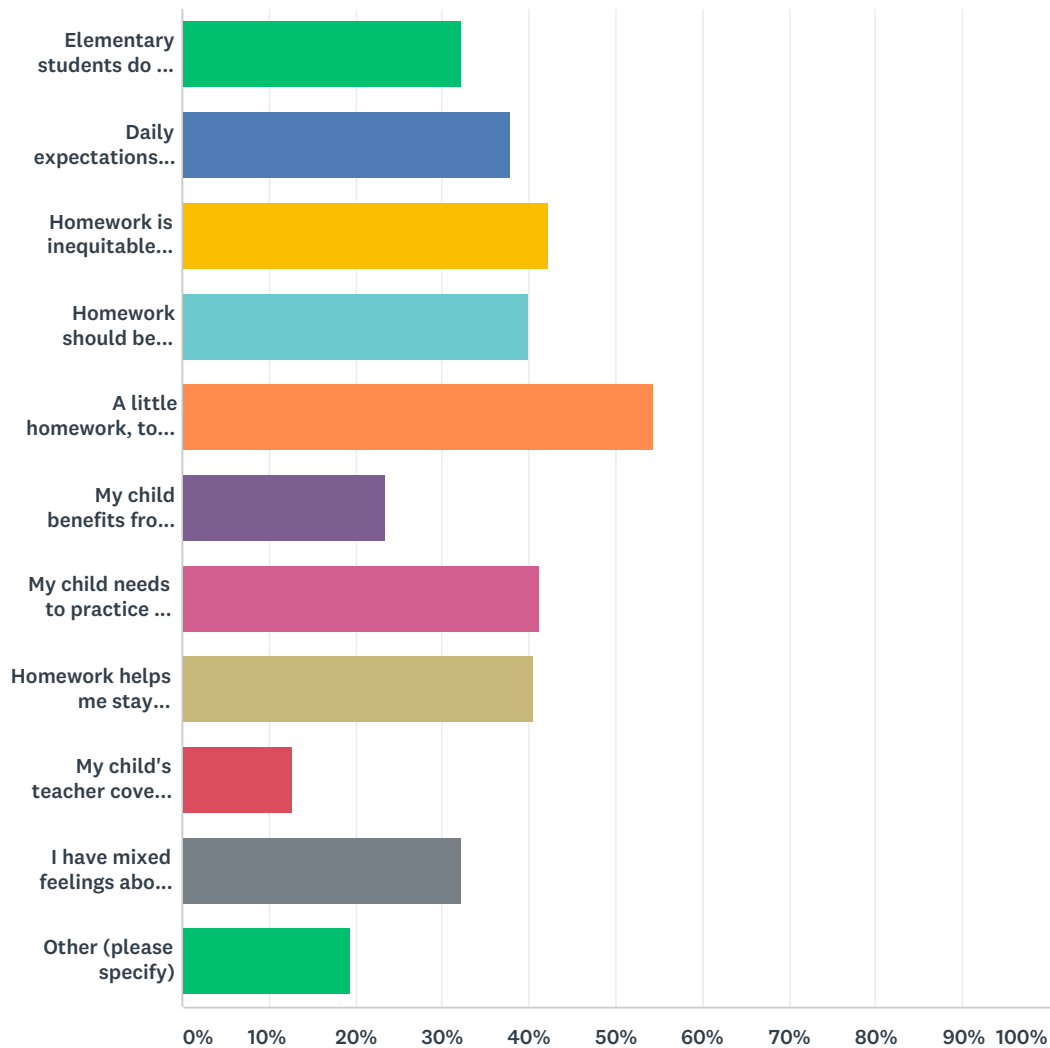
Answered: 172 Skipped: 13



ANSWER CHOICES	RESPONSES	
Worksheets	8.14%	14
Long Term Projects	12.79%	22
Articles to read and discuss with your family	19.77%	34
Nightly Reading	30.81%	53
Other (please specify)	28.49%	49
TOTAL		172

Q16 Please check the statements that reflect your thoughts on homework.

Answered: 180 Skipped: 5



ANSWER CHOICES	RESPONSES
Elementary students do not benefit academically from doing homework.	32.22% 58
Daily expectations for reading would be enough.	37.78% 68
Homework is inequitable because not all children have the same level of support at home.	42.22% 76
Homework should be optional based on how families want to use their time at home.	40.00% 72
A little homework, to practice skills already taught at school, is fine. Spelling work review, reading, practicing an instrument, or playing a math game a couple of times a week is enough.	54.44% 98
My child benefits from the structure of having regular assignments to turn in.	23.33% 42
My child needs to practice the responsibility of doing homework before s/he goes to middle school, where there might be more homework.	41.11% 74

Homework helps me stay connected to what is going on at school by showing me how different subjects are being taught.	40.56%	73
My child's teacher covers all I need to know in his/her weekly newsletter. I don't need homework to show me what is being learned	12.78%	23
I have mixed feelings about homework.	32.22%	58
Other (please specify)	19.44%	35
Total Respondents: 180		